
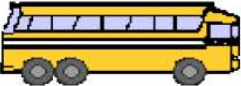








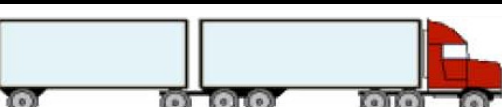


FEDERAL HIGHWAY ADMINISTRATION (FHWA) VEHICLE CLASSES WITH DESCRIPTIONS

(Source: <http://www.fhwa.dot.gov>)

Class	Description	Picture	Traffic Factor* (Car = 1)
Class 1 Class 2 Class 3	Motorcycle Passenger Car Pickup Van		1
Class 4	Bus		969
Class 5	2 Axles, 6-Tire Single Units		103
Class 6	3 Axles, Single Unit		1,236
Class 7	3 to 4 Axles, Single Trailer		5,296
Class 8	3 to 4 Axles, Single Trailer		1,116
Class 9	5 Axles, Single Trailer		2,970
Class 10	6 or More Axles, Single Trailer		2,650
Class 11	5 or Less Axles, Multi-Trailers		2,402
Class 12	6 Axles, Multi -Trailers		6,765
Class 13	7 or More Axles, Multi-Trailers		4,224

* CLASS 1, 2, & 3 VEHICLES (PASSENGER CARS) ARE CONSIDERED EQUAL TO A TRAFFIC FACTOR (i.e. PAVEMENT IMPACT) OF 1. CLASS 4 THROUGH 13 TRANSPORT/HAULING VEHICLES ARE SHOWN AS AN EQUIVALENT NUMBER OF PASSENGER CAR TRIPS (e.g. ONE CLASS 4 BUS TRIP ON A ROAD IS EQUAL TO 969 PASSENGER CARS TRIPS).